

REGIONAL SCHOOL DISTRICT 4
John Winthrop Middle School – Valley Regional High School

Approved Budget for School Year 2017 / 2018

Budget Referendum on May 2, 2017



A Mission-Driven Learning Community with a PK-12 Line of Sight

Chris Riley, Chair - Region 4 Board of Education

Kristina Martineau, Assistant Superintendent

Ruth Levy, Ed.D., Superintendent of Schools

Garth Sawyer, Business Manager



Regional School District 4
Chester – Deep River – Essex – Region 4

Approved Budget for School Year 2017-2018

REGIONAL SCHOOL DISTRICT 4

<u>TABLE OF CONTENTS</u>	Page
Regional School District 4	3
Mission and Vision Statement	4
Average Daily Membership	5
John Winthrop Middle School Enrollment History	6
Valley Regional High School Enrollment History	7
Regional School District 4 (7-12) Enrollment History	8
Budget Summary & Detail	9-31



Regional School District 4
Chester – Deep River – Essex – Region 4

Approved Budget for School Year 2017-2018

REGIONAL SCHOOL DISTRICT 4

Regional School District 4 is part of a system of schools comprising the Chester, Deep River, Essex, and Region 4 school districts. The districts are governed by multiple Boards of Education and administered under the auspices of the Supervision District agreement. The Boards of Education are committed to providing a rigorous, challenging, and cohesive educational program for students PK-12.

Regional School District 4

Regional School District 4 provides middle and high school public education for the member towns of Chester, Deep River, and Essex. John Winthrop Middle School provides educational services for approximately three hundred and forty students in grades seven and eight. Valley Regional High School provides a comprehensive high school program for approximately six hundred and twenty students in grades nine through twelve.

John Winthrop Middle School has won a prestigious honor from The New England League of Middle Schools (NELMS), being named as a NELMS Spotlight School. John Winthrop Middle School is one of only a handful of middle schools across New England to receive this prestigious award. The NELMS Spotlight Award acknowledges the outstanding work of the faculty, staff, administration, Board of Education, and the community in the support of an excellent educational program based upon the best of middle school practices. The NELMS Spotlight Award validates that the John Winthrop Middle School community provides an exceptional educational program anchored in a rigorous curriculum, specialized instructional practices planned to meet the needs of young adolescents, skilled and supportive educators, a caring climate, communities that support student learning and healthy development, and a safe and healthy school environment, of all which develop caring and ethical citizens.

Valley Regional High School received the prestigious honor of being named one of the top 500 high schools across America by Newsweek Magazine, based on the success of our students. The High School was also placed on the Advanced Placement honor roll. This award was given to Valley Regional High School for expanding opportunities for students to earn college credit through rigorous college level course work. Valley Regional High School has also received local, regional and national awards in fine arts and music.

Mr. William Duffy, Principal
John Winthrop Middle School

Mr. Michael Barile, Principal
Valley Regional High School



Regional School District 4
Chester – Deep River – Essex – Region 4

Approved Budget for School Year 2017-2018

REGIONAL SCHOOL DISTRICT 4

Mission and Vision Statement

Our Mission ~

We, the schools of Chester, Deep River, Essex and Region 4, engage all students in a rigorous, challenging, and cohesive educational program. As a community of learners, we foster individual student achievement and empower students to excel in an environment of collaboration, responsibility, and mutual respect. We prepare our students to be knowledgeable, involved citizens in a rapidly changing world.

Our Vision Statement ~

Our schools endeavor to develop an educational program of excellence where all students achieve at high levels and best instructional strategies are pursued in an environment of inquiry, collaboration, support and trust.



**Regional School District 4
Chester – Deep River – Essex – Region 4**

Approved Budget for School Year 2017-2018

REGIONAL SCHOOL DISTRICT 4

Average Daily Membership

What is Average Daily Membership (ADM)?

Regional School District 4 provides public middle and high school education to the member towns of Chester, Deep River, and Essex. The costs associated with Regional School District 4 are assigned to member towns using a three-way allocation. The allocations are based on the Average Daily Membership (ADM) among the member towns. Average Daily Membership for the subsequent budget year is determined by the total number of students in each member town grades 7-12 based upon the Connecticut State Department of Education October 1 census of actual enrollment in the current year. Students educated out of district are assigned to the home district (special education, vocational agriculture) not including students attending Technical High Schools and Adult Education.

Average Daily Membership for the 2017/2018 Budget

- Average Daily Membership based upon a three-way allocation per state statute

	<u>Chester</u>	<u>Deep River</u>	<u>Essex</u>
School Year 2017/2018	21.78%	33.64%	44.58%
School Year 2016/2017	22.83%	32.77%	44.40%
Change	-1.05%	0.87%	0.18%



*Regional School District 4
Chester – Deep River – Essex – Region 4*

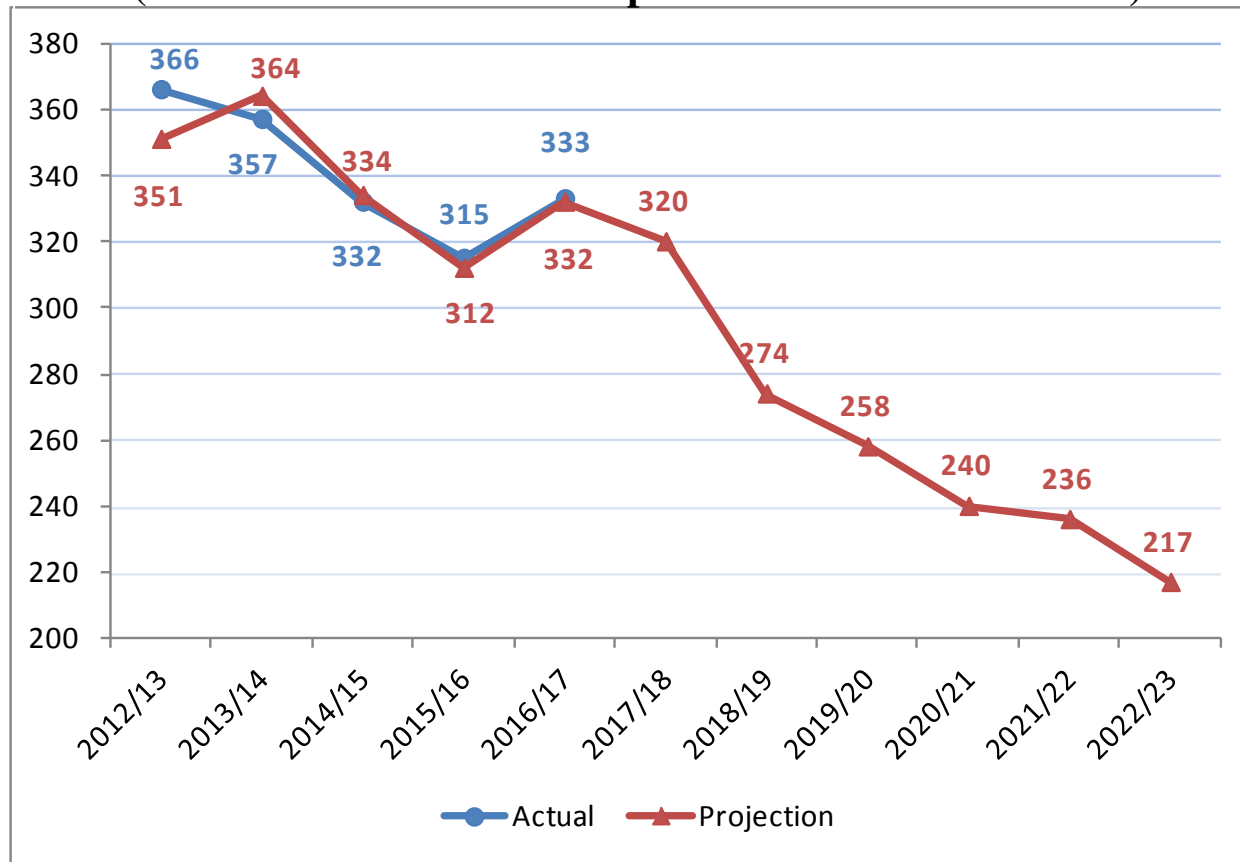
Approved Budget for School Year 2017-2018

REGIONAL SCHOOL DISTRICT 4

John Winthrop Middle School Enrollment History

**John Winthrop Middle School
Actual Enrollment and Projections
2012/13 – 2022/23**

(Actual enrollment based upon PSIS October 1 Census)





Regional School District 4
Chester - Deep River - Essex - Region 4

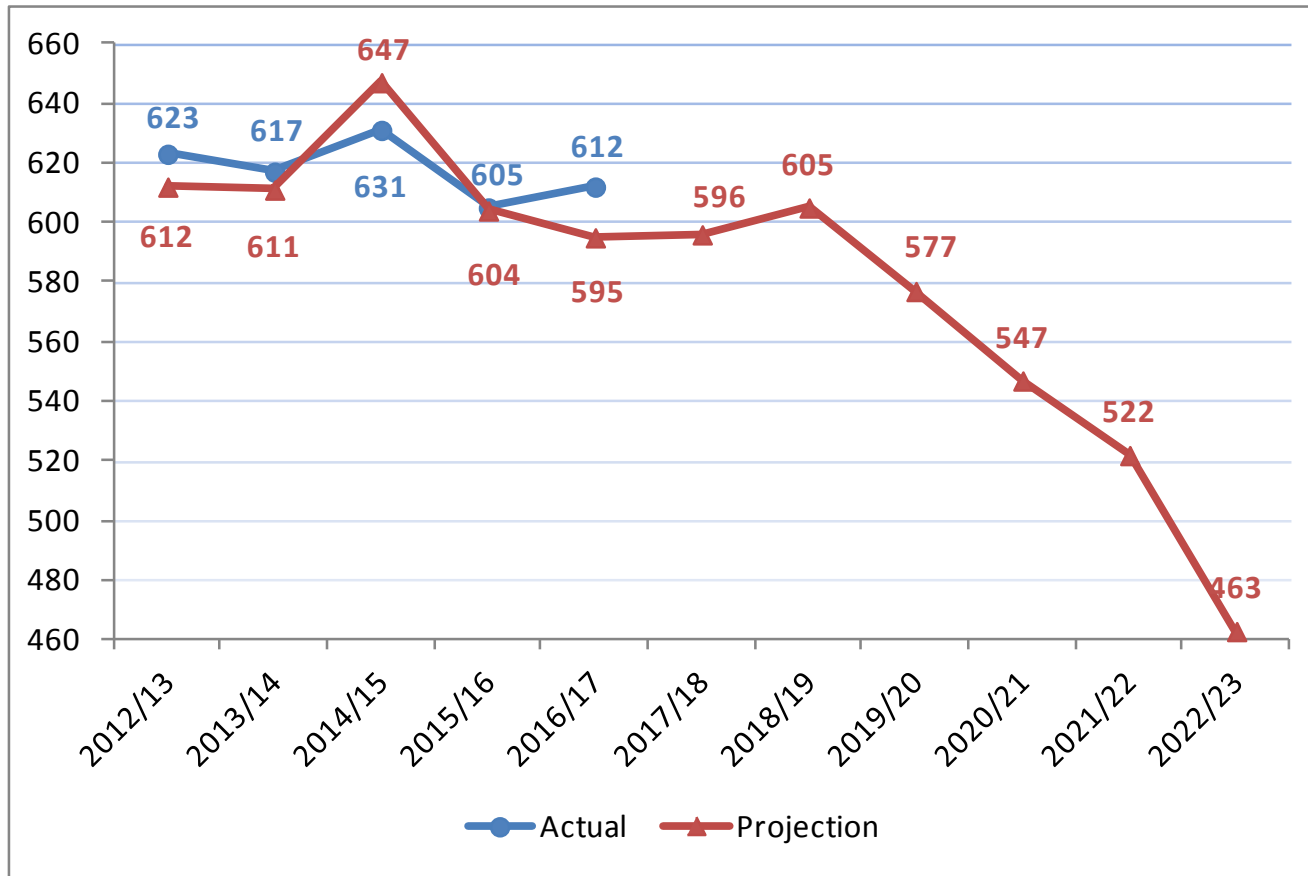
Approved Budget for School Year 2017-2018

REGIONAL SCHOOL DISTRICT 4

Valley Regional High School Enrollment History

**Valley Regional High School
 Actual Enrollment and Projections
 2012/13 – 2022/23**

(Actual enrollment based upon PSIS October 1 Census)





*Regional School District 4
Chester – Deep River – Essex – Region 4*

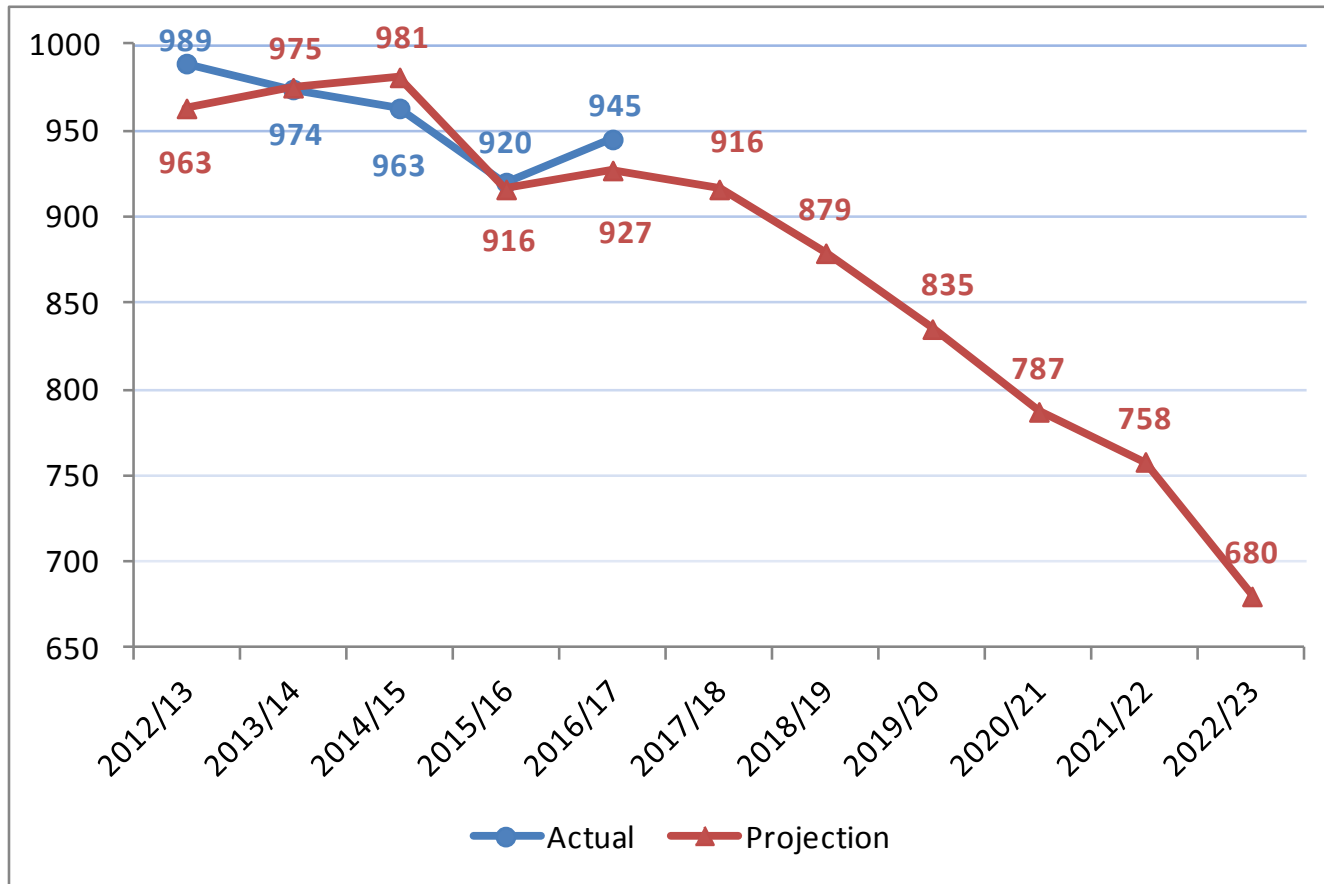
Approved Budget for School Year 2017-2018

REGIONAL SCHOOL DISTRICT 4

Regional School District 4 School Enrollment History

**Regional School District 4 (7-12)
Actual Enrollment and Projections
2012/13 – 2022/23**

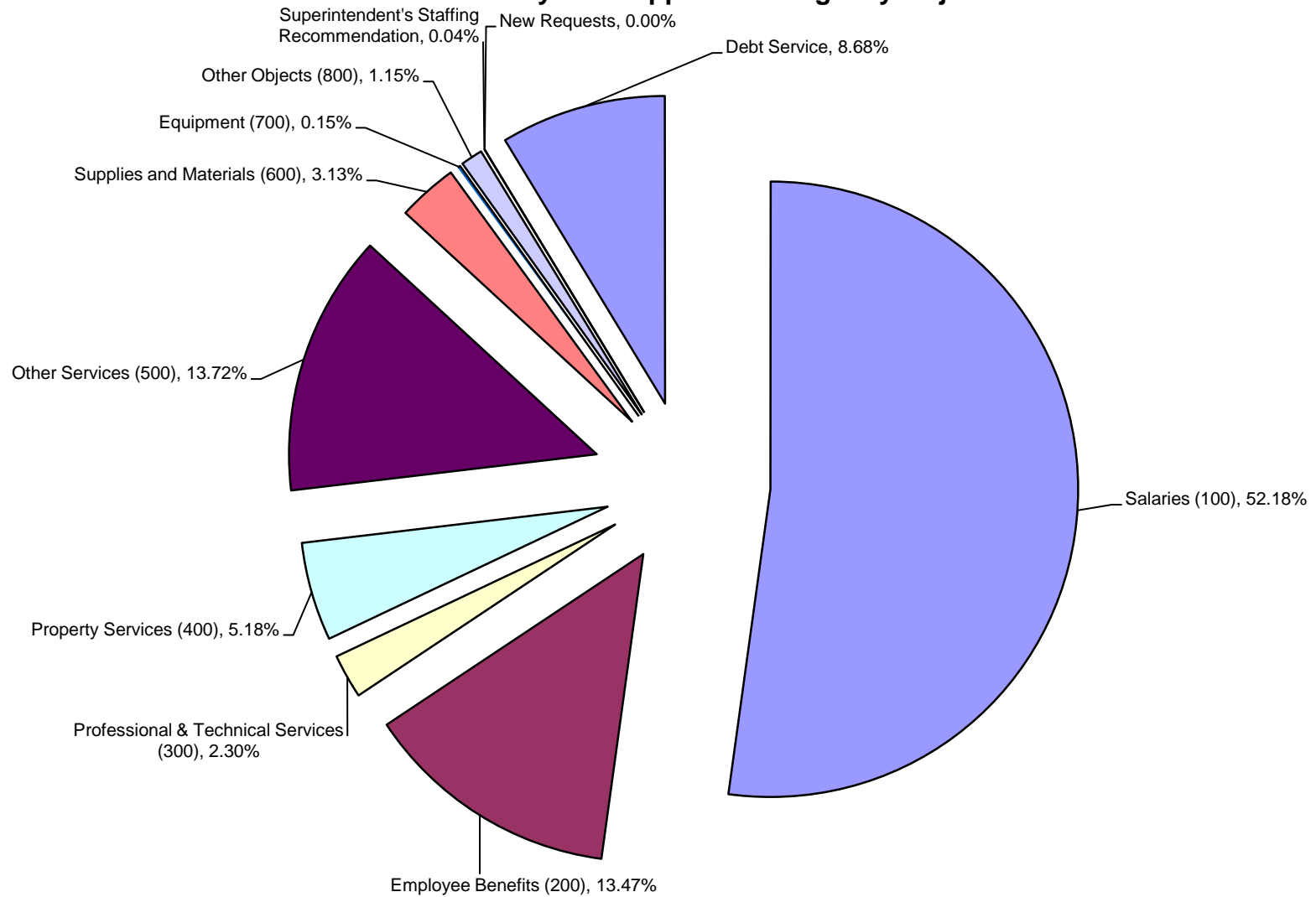
(Actual enrollment based upon PSIS October 1 Census)





Regional School District 4
Chester – Deep River – Essex – Region 4
Approved Budget for School Year 2017/2018

2017-2018 Analysis of Approved Budget by Object





Regional School District 4
 Chester – Deep River – Essex – Region 4
 Approved Budget for School Year 2017/2018

**BUDGET SUMMARY
 EXPENDITURES BY OBJECT
 CODE**

	2014-15 Original Budget	2014-15 Actual Expense	2015-16 Original Budget	2015-16 Actual Expense	2016-17 Original Budget	2016-17 Projected	2017-18 Approved Budget	Object Description
Salaries (100)	9,621,842	9,537,587	9,816,931	9,736,516	10,179,763	10,156,581	10,468,724	Includes regular and extra compensatory wages for employees
Employee Benefits (200)	2,447,950	2,360,287	2,443,968	2,401,343	2,608,030	2,641,286	2,702,526	Contractual Benefits for employees including medical, life insurance, annuities and FICA/Medicare.
Professional & Technical Services (300)	541,194	587,634	531,269	528,803	515,600	520,360	460,454	Primarily legal, consulting, rehabilitative, and professional development services performed by outside contractors.
Property Services (400)	1,069,965	1,018,793	1,059,147	999,786	1,067,827	1,068,726	1,039,681	Expenditures from these accounts are used for upkeep and repairs of school buildings and equipment.
Other Services (500)	1,724,156	2,172,887	2,332,223	2,280,501	2,324,970	2,077,702	2,751,742	Expenditures from these accounts are used primarily for transportation, communications, out of district tuition, travel, and conferences.
Supplies and Materials (600)	769,446	664,187	684,304	656,346	647,839	645,839	628,851	Includes supplies, materials, textbooks, utilities such as heating oil.
Equipment (700)	45,000	40,030	30,000	28,901	52,120	52,120	30,000	Funds from these accounts are used for new and replacement equipment.
Other Objects (800)	241,003	228,130	252,991	279,391	274,400	293,848	231,390	These accounts are used to budget for professional memberships, bond issuance costs, and cafeteria and capital sinking fund transfers.
TOTAL	16,460,556	16,609,535	17,150,833	16,911,587	17,670,549	17,456,462	18,313,368	3.30% \$642,819 Increase
Superintendent's Staffing Recommendation							8,423	0.04% See Page 11
New Requests							0	0.00% See Page 12
Total General Fund	16,460,556	16,609,535	17,150,833	16,911,587	17,670,549	17,456,462	18,321,791	3.34%
Debt Service	1,916,875	1,916,875	1,860,625	1,860,625	1,809,825	1,809,825	1,741,275	-0.35%
Total Expenditures	18,377,431	18,526,410	19,011,458	18,772,212	19,480,374	19,266,287	20,063,066	2.99% \$582,692 Increase
Revenues	297,447	499,777	531,541	449,340	438,652	349,668	500,338	0.32% See Page 27
Net Billings to Town	18,079,984	18,026,633	18,479,917	18,322,872	19,041,722	18,916,619	19,562,728	2.74% \$521,006 Increase



Regional School District 4
 Chester – Deep River – Essex – Region 4
 Approved Budget for School Year 2017/2018
REGION 4 MAJOR BUDGET DRIVERS

Line	Budget Drivers	Amount of Increase	Increase to Total Budget
<u>Contractual & Operational Increases:</u>			
Various	Salary Contractual Increase	\$ 304,786	1.57%
5210	Health Insurance Increase in enrollment and rates	\$ 79,708	0.41%
5222, 5223, 5260, 5291	Non-Health employee benefits i.e FICA, Merf, & Annuities	\$ 7,995	0.04%
5511, 5561	Out of District Special Ed. Trans & Tuition	\$ 418,675	2.15%
Various	Supervision District	\$ 113,471	0.58%
Various	Net Effect of minor increases and decreases to all other accounts	\$ 6,334	0.03%
Increase due to Major Budget Drivers		\$ 930,969	4.78%
<u>Reductions:</u>			
Various	2 Teacher Retirements with anticipated lower cost replacement.	\$ (50,810)	-0.27%
Various	Reduction in 1.0 FTE Secretary to 0.40 FTE	\$ (45,614)	-0.24%
5330	In District Special Education Services	\$ (30,000)	-0.15%
5340	NEASC Accreditation	\$ (25,000)	-0.13%
5510	Transportation Voc Ed	\$ (14,585)	-0.07%
5430	Reduced Repairs & Maint as one year projects are completed. New requests listed in Additional Services Page.	\$ (30,000)	-0.15%
5610, 5611, 5641	Gen & Instr Supplies and Textbook/Workbooks	\$ (14,021)	-0.07%
5910	Debt Service	\$ (68,550)	-0.35%
5930	Sinking Fund Contribution	\$ (56,000)	-0.29%
5730	Reduced Equipment as one year projects are completed new equipment requests listed in Additional Services page.	\$ (22,120)	-0.11%
Total Reductions		\$ (356,700)	-1.83%
Net Impact of Budget Drivers and Reductions		\$ 574,269	2.95%



Regional School District 4
 Chester – Deep River – Essex – Region 4
 Approved Budget for School Year 2017/2018

NEW POSITIONS AND UPGRADES

Location	FTE	Position	Salary	Benefits	Total	% Increase to Total Budget
Certified						
	0.00		0.00	0.00	0.00	0.00%
	0.00		0.00	0.00	0.00	
		Certified Total:	0.00	0.00	0.00	
Paras-Educator / Teacher Assistant						
	0.00		0.00	0.00	0.00	0.00%
	0.00		0.00	0.00	0.00	
		Total	0.00	0.00	0.00	
Coach / Mentor / Extra-Curricular						
VRHS		Head Crew Coach	4,500.00	344.00	4,844.00	0.02%
VRHS		Head Gymnastics Coach	0.00	0.00	0.00	0.00% Removed \$4,844 request
VRHS		Assistant Girls Volleyball Coach	0.00	0.00	0.00	0.00% Removed \$2,141 request
VRHS		Assistant Girls Softball Coach	0.00	0.00	0.00	0.01% Removed \$2,691 request
VRHS		Unified Sports Coach	3,325.00	254.00	3,579.00	0.02%
		Coach/Mentor/Extra-Curricular Total:	7,825.00	598.00	8,423.00	
Non-Certified						
			0.00	0.00	0.00	0.00%
		Non-Certified Total:	0.00	0.00	0.00	
		Totals:	7,825.00	598.00	8,423.00	0.04%

Notes: Does not include Para's requested on an ongoing, as needed basis.



Regional School District 4
 Chester – Deep River – Essex – Region 4
 Approved Budget for School Year 2017/2018

New Requests for the Region 4 Budget

<u>Object</u>	<u>School</u>	<u>Program</u>	<u>Amount</u>	<u>% Increase to Total Budget</u>	<u>Description</u>
5340	VR	International Baccalaureate Program	\$ -	0.00%	This process requires extensive professional development and a candidacy fee. Removed \$25,000 request.
Total			<u><u>\$ -</u></u>	0.00%	

Regional School District 4
 Chester – Deep River – Essex – Region 4
 Approved Budget for School Year 2017/2018

			2014-2015		2015-2016		2016-2017			2017-2018
			Original	2014-2015	Original	2015-2016	Original	2016-2017	2016-2017	Approved
Org	Object	Description	Budget	Actual	Budget	Actual	Budget	YTD	Projection	Budget
1100 DEPARTMENT CHAIR										
		JW DEPARTMENT CHAIR	26,451	23,745	26,451	24,655	26,164	12,850	26,164	26,237
		VR DEPARTMENT CHAIR	49,756	49,859	50,631	50,421	51,377	25,232	51,377	52,433
TOTAL BY DEPARTMENT CHAIR			76,207	73,604	77,082	75,076	77,541	38,082	77,541	78,670
1101 ART										
		JW ART	83,953	56,666	46,308	31,818	65,277	64,742	65,277	68,270
		VR ART	148,438	146,960	151,906	151,765	159,121	157,986	159,121	161,191
TOTAL BY ART			232,391	203,626	198,214	183,583	224,398	222,729	224,398	229,461
1102 BUSINESS										
TOTAL BY VR BUSINESS			156,656	156,378	161,516	161,610	168,089	165,448	168,089	180,942
1103 ENGLISH										
		JW ENGLISH	348,528	344,882	360,590	361,300	386,341	382,384	386,341	397,930
		VR ENGLISH	454,949	433,883	457,797	458,260	479,985	477,840	480,399	505,549
TOTAL BY ENGLISH			803,477	778,765	818,387	819,560	866,326	860,224	866,740	903,479
1104 WORLD LANGUAGES										
		JW WORLD LANGUAGES	130,383	127,150	137,668	137,348	144,932	150,270	151,662	163,098
		VR WORLD LANGUAGES	270,125	256,193	264,432	253,773	272,300	265,584	267,201	274,732
TOTAL BY WORLD LANGUAGES			400,508	383,343	402,100	391,121	417,232	415,854	418,863	437,830
1105 LIFE MANAGEMENT										
		JW LIFE MANAGEMENT	87,410	87,825	89,280	89,287	90,333	89,234	90,333	91,445
		VR LIFE MANAGEMENT	87,513	84,804	45,287	33,311	33,889	33,880	36,301	35,337
TOTAL BY LIFE MANAGEMENT			174,923	172,629	134,567	122,598	124,222	123,114	126,634	126,782
1106 TECHNICAL EDUCATION										
		JW TECHNICAL EDUCATION	82,694	80,886	84,100	83,983	85,095	85,079	85,095	86,102
		VR TECHNICAL EDUCATION	221,854	241,716	255,278	257,827	278,144	257,576	260,168	241,268
TOTAL BY TECHNICAL EDUCATION			304,548	322,602	339,378	341,810	363,239	342,655	345,263	327,370
1108 MATHEMATICS										
		JW MATHEMATICS	255,095	255,103	272,603	271,438	293,424	288,562	293,424	298,638
		VR MATHEMATICS	435,435	408,149	421,051	383,929	419,716	402,599	407,233	423,862
TOTAL BY MATHEMATICS			690,530	663,252	693,654	655,367	713,140	691,161	700,657	722,500
1109 MUSIC										
		JW MUSIC	57,570	55,876	60,197	59,622	63,175	61,363	63,175	66,335
		VR MUSIC	149,138	146,846	149,956	151,430	160,441	154,643	160,441	160,770
TOTAL BY MUSIC			206,708	202,722	210,153	211,052	223,616	216,006	223,616	227,105

Regional School District 4
 Chester – Deep River – Essex – Region 4
 Approved Budget for School Year 2017/2018

			2014-2015		2015-2016		2016-2017			2017-2018
			Original	2014-2015	Original	2015-2016	Original	2016-2017	2016-2017	Approved
Org	Object	Description	Budget	Actual	Budget	Actual	Budget	YTD	Projection	Budget
1110 PHYSICAL ED										
		JW PHYSICAL ED	145,192	145,169	149,870	149,788	154,528	154,032	154,528	159,284
		VR PHYSICAL ED	314,441	293,634	284,428	284,942	289,492	287,857	289,492	296,567
TOTAL BY PHYSICAL ED			459,633	438,803	434,298	434,730	444,020	441,889	444,020	455,851
1111 READING JW READING										
TOTAL BY READING			3,000	2,972	3,100	2,332	3,100	2,077	3,100	3,100
1112 SCIENCE										
		JW SCIENCE	291,351	291,543	304,291	304,386	320,315	318,420	320,315	320,390
		VR SCIENCE	456,225	447,533	470,709	432,359	454,928	443,161	453,444	463,601
TOTAL BY SCIENCE			747,576	739,076	775,000	736,745	775,243	761,581	773,759	783,991
1113 SOCIAL STUDIES										
		JW SOCIAL STUDIES	243,031	242,246	255,611	255,424	269,646	267,778	269,646	287,071
		VR SOCIAL STUDIES	400,618	396,805	351,038	362,454	379,490	375,004	376,731	403,039
TOTAL BY SOCIAL STUDIES			643,649	639,051	606,649	617,878	649,136	642,782	646,377	690,110
1114 COMPUTER EDUCATION										
		JW COMPUTER EDUCATION								
TOTAL BY COMPUTER EDUCATION			59,292	59,283	62,329	62,345	65,616	65,338	65,616	69,034
1115 SUB TEACHERS/SUB PARAS/VR SECURITY/ISS PARA										
		JW SUB TEACHERS/SUB PARAS	37,405	42,067	37,405	64,573	39,696	46,646	50,564	40,102
		VR SUB TEACHERS/SUB PARAS/SECURITY	167,880	158,509	169,269	180,611	170,670	132,474	170,670	171,379
TOTAL BY SUB TEACHERS/SUB PARAS/VR SECURITY			205,285	200,576	206,674	245,184	210,366	179,120	221,234	211,481
1116 UNEMPLOY COMP/WORKER'S COMP										
		JW UNEMPLOY COMP/WORKER'S COMP	28,921	24,707	25,764	23,867	26,477	23,352	23,352	26,711
		VR UNEMPLOY COMP/WORKER'S COMP	50,518	48,158	47,449	39,960	43,572	48,284	48,309	44,700
TOTAL BY UNEMPLOY COMP/WORKER'S COMP			79,439	72,865	73,213	63,827	70,049	71,637	71,661	71,411
1190 ASSEMBLY SPEAKER/AFTERSCHOOL PROGRAM										
		JW ASSEMBLY SPEAKER/AFTERSCHOOL P	10,277	9,507	10,277	7,767	10,277	5,775	10,277	9,277
		VR ASSEMBLY SPEAKER	1,000	1,547	1,000	2,488	1,000	1,485	1,000	1,000
TOTAL BY ASSEMBLY SPEAKER/AFTERSCHOOL PROGRAM			11,277	11,054	11,277	10,255	11,277	7,260	11,277	10,277
1201 ADULT EDUCATION IN STATE										
		VR ADULT EDUCATION IN STATE								
TOTAL BY ADULT EDUCATION IN STATE			57,500	60,138	60,048	59,878	60,048	59,798	60,048	60,048
1203 HOMEBOUND INSTRUCTION										
		JW HOMEBOUND INSTRUCTION	1,028	12,072	1,028	14,500	3,028	22,883	21,374	4,030

Regional School District 4
 Chester – Deep River – Essex – Region 4
 Approved Budget for School Year 2017/2018

			2014-2015		2015-2016		2016-2017			2017-2018
			Original	2014-2015	Original	2015-2016	Original	2016-2017	2016-2017	Approved
Org	Object	Description	Budget	Actual	Budget	Actual	Budget	YTD	Projection	Budget
		VR HOMEBOUND INSTRUCTION	64,313	53,864	59,313	20,860	39,313	27,760	39,313	37,138
		TOTAL BY HOMEBOUND INSTRUCTION	65,341	65,936	60,341	35,360	42,341	50,643	60,687	41,168
		1204 VO ED AGRIC IN STATE/MAGNET SCHOOL								
		JW VO ED AGRIC IN STATE/MAGNET	0	0	0	0	0	0	0	0
		VR VO ED AGRIC IN STATE/MAGNET	62,700	64,207	78,400	99,787	94,244	94,129	94,129	94,244
		TOTAL BY VO ED AGRIC IN STATE/MAGNET	62,700	64,207	78,400	99,787	94,244	94,129	94,129	94,244
		1205 VOC ED TECH DAILY TRANS.								
		VR VOC ED TECH DAILY TRANS.								
		TOTAL BY VO ED TECH DAILY TRANS.	68,414	60,765	70,124	66,248	67,526	49,500	49,500	52,941
		1207 TECHNOLOGY SERVICES								
		JW TECHNOLOGYSERVICES	139,604	125,009	142,045	134,426	141,454	110,238	138,219	142,418
		VR TECHNOLOGY SERVICES	208,860	194,732	210,028	197,209	203,328	138,359	202,328	204,590
		TOTAL BY TECHNOLOGY SERVICES	348,464	319,741	352,073	331,635	344,782	248,597	340,547	347,008
		1208 EARLY RETIREMENT								
		JW EARLY RETIREMENT	7,230	7,230	0	0	0	0	0	0
		VR EARLY RETIREMENT	9,500	9,500	0	0	0	0	0	0
		TOTAL BY EARLY RETIREMENT	16,730	16,730	0	0	0	0	0	0
		1210 GIFTED & TALENTED								
		JW GIFTED & TALENTED	2,500	811	2,300	1,682	2,500	602	2,500	2,300
		VR GIFTED & TALENTED	3,000	2,474	3,000	2,801	3,000	2,204	3,969	3,000
		TOTAL BY GIFTED & TALENTED	5,500	3,285	5,300	4,483	5,500	2,806	6,469	5,300
		1211 TEACHER MENTOR								
		JW TEACHER MENTOR	0	0	0	0	0	0	0	0
		VR TEACHER MENTOR	1,131	4,245	4,385	2,857	4,472	2,185	4,472	4,580
		TOTAL BY TEACHER MENTOR	1,131	4,245	4,385	2,857	4,472	2,185	4,472	4,580
		1215 SPECIAL EDUCATION								
		JW SPECIAL EDUCATION	623,937	623,412	652,312	652,559	645,204	554,586	629,008	644,690
		VR SPECIAL EDUCATION	607,200	662,434	702,513	682,309	743,748	702,923	758,057	770,076
		TOTAL BY SPECIAL EDUCATION	1,231,137	1,285,846	1,354,825	1,334,868	1,388,952	1,257,509	1,387,065	1,414,766
		1220 SOCIAL DEVELOPMENT								
		JW SOCIAL DEVELOPMENT								
		TOTAL BY SOCIAL DEVELOPMENT	1,500	324	1,500	1,288	1,500	1,292	1,500	1,500
		1270 OOD TUITION								
		JW OOD TUITION	246,649	291,305	470,907	501,209	438,127	440,039	445,392	793,618

Regional School District 4
 Chester – Deep River – Essex – Region 4
 Approved Budget for School Year 2017/2018

			2014-2015		2015-2016		2016-2017			2017-2018
			Original	2014-2015	Original	2015-2016	Original	2016-2017	2016-2017	Approved
Org	Object	Description	Budget	Actual	Budget	Actual	Budget	YTD	Projection	Budget
		VR OOD TUITION	721,095	1,118,118	1,039,534	922,418	1,039,431	796,478	796,853	1,102,615
		TOTAL BY OOD TUITION	967,744	1,409,423	1,510,441	1,423,627	1,477,558	1,236,518	1,242,245	1,896,233
		2000 BLUE CROSS/BLUE SHIELD								
		JW BLUE CROSS/BLUE SHIELD	652,898	648,917	664,962	664,962	722,266	346,374	692,743	706,186
		VR BLUE CROSS/BLUE SHIELD	1,019,996	963,477	987,855	980,593	1,077,778	741,026	1,148,450	1,158,239
		TOTAL BY BLUE CROSS/BLUE SHIELD	1,672,894	1,612,394	1,652,817	1,645,555	1,800,044	1,087,400	1,841,193	1,864,425
		2113 SOCIAL WORK								
		JW SOCIAL WORK	25,537	28,229	26,878	27,527	28,300	28,312	28,300	29,786
		VR SOCIAL WORK	77,661	77,822	81,569	122,065	131,087	131,075	131,087	136,490
		TOTAL BY SOCIAL WORK	103,198	106,051	108,447	149,592	159,387	159,387	159,387	166,276
		2120 GUIDANCE								
		JW GUIDANCE	180,374	180,714	181,626	180,283	184,131	176,016	184,516	163,670
		VR GUIDANCE	317,946	328,150	326,341	329,907	334,102	313,821	331,580	343,312
		TOTAL BY GUIDANCE	498,320	508,864	507,967	510,190	518,233	489,837	516,096	506,982
		2134 SCHOOL NURSE								
		JW SCHOOL NURSE	60,138	58,251	61,250	59,542	62,933	58,959	62,933	64,235
		VR SCHOOL NURSE	62,078	63,148	63,980	61,002	65,142	60,039	65,142	66,512
		TOTAL BY SCHOOL NURSE	122,216	121,399	125,230	120,544	128,075	118,998	128,075	130,747
		2135 OCCUPATIONAL THERAPY								
		TOTAL BY OCCUPATIONAL THERAPY	9,500	7,262	6,615	9,150	8,542	4,665	8,542	8,542
		2140 PSYCHOLOGIST								
		JW PSYCHOLOGIST	53,495	53,687	56,234	56,455	59,390	59,126	59,390	62,420
		TOTAL BY PSYCHOLOGIST	53,495	53,687	56,234	56,455	59,390	59,126	59,390	62,420
		2150 SPEECH/LANGUAGE PATHOLOGIST								
		JW SPEECH/LANGUAGE PATHOLOGIST					30,241	34,981	25,047	24,695
		VR SPEECH/LANGUAGE PATHOLOGIST					45,359	23,321	33,752	37,042
		TOTAL BY SPEECH/LANGUAGE PATHOLOGIST					75,600	58,302	58,799	61,737
		2213 STAFF TRAINING/COURSE REIMBURSEMENT								
		JW STAFF TRAINING/COURSE REIMBURSEM	11,635	9,153	11,635	4,227	11,635	5,283	9,635	11,635
		VR STAFF TRAINING/COURSE REIMBURSEM	10,923	18,125	9,934	14,801	9,934	3,596	9,934	9,934
		TOTAL BY STAFF TRAINING/COURSE REIMBURSEMENT	22,558	27,278	21,569	19,028	21,569	8,879	19,569	21,569
		2222 LIBRARY								
		JW LIBRARY	98,100	88,414	96,932	95,718	100,760	95,996	100,760	104,434
		VR LIBRARY	145,415	138,905	145,718	136,273	147,707	128,935	144,424	146,823

Regional School District 4
 Chester – Deep River – Essex – Region 4
 Approved Budget for School Year 2017/2018

			2014-2015		2015-2016		2016-2017		2017-2018	
			Original	2014-2015	Original	2015-2016	Original	2016-2017	2016-2017	Approved
Org	Object	Description	Budget	Actual	Budget	Actual	Budget	YTD	Projection	Budget
TOTAL BY LIBRARY			243,515	227,319	242,650	231,991	248,467	224,931	245,184	251,257
2223 AUDIO/VIDEO										
		JW AUDIO/VIDEO	2,120	1,071	2,250	2,250	2,230	1,456	2,230	2,500
		VR AUDIO/VIDEO/TV STUDIO	5,000	791	5,000	4,680	5,260	5,260	5,260	5,260
TOTAL BY AUDIO/ VIDEO			7,120	1,862	7,250	6,930	7,490	6,716	7,490	7,760
2310 BOE TECHNICAL SERVICES										
		JW BOE TECHNICAL SERVICES	76,990	89,653	87,023	68,932	87,899	66,570	73,085	87,899
		VR BOE TECHNICAL SERVICES	114,372	158,295	125,139	151,081	143,296	167,937	161,234	118,715
TOTAL BY BOE TECHNICAL SERVICES			191,362	247,948	212,162	220,013	231,195	234,507	234,319	206,614
2410 PRINCIPALS OFFICE										
		JW PRINCIPALS OFFICE	457,869	440,000	465,739	453,522	472,995	446,104	470,087	480,217
		VR PRINCIPALS OFFICE	626,484	604,520	624,980	629,463	628,830	619,719	626,596	605,703
TOTAL BY PRINCIPAL'S OFFICE			1,084,353	1,044,520	1,090,719	1,082,985	1,101,825	1,065,823	1,096,683	1,085,920
2411 TEAM LEADERS										
		JW TEAM LEADERS	14,043	15,067	14,251	13,771	14,533	6,614	14,533	14,880
		VR TEAM LEADERS	0	0	0	0	0	0	0	0
TOTAL BY TEAM LEADERS			14,043	15,067	14,251	13,771	14,533	6,614	14,533	14,880
2600 PLANT OPERATIONS										
		JW PLANT OPERATIONS	829,888	804,364	804,698	781,469	769,410	745,241	781,149	774,760
		VR PLANT OPERATIONS	1,075,072	984,644	1,026,391	945,436	1,023,213	931,455	1,001,104	1,007,644
TOTAL BY PLANT OPERATIONS			1,904,960	1,789,008	1,831,089	1,726,905	1,792,623	1,676,696	1,782,253	1,782,404
2700 FIELD TRIPS/LATE BUS										
		JW FIELD TRIPS/LATE BUS	12,595	16,290	12,835	12,668	13,081	13,170	13,081	13,081
		VR FIELD TRIPS/LATE BUS	23,869	24,498	24,341	33,219	24,825	27,934	28,793	27,653
TOTAL BY FIELD TRIPS/LATE BUS			36,464	40,788	37,176	45,887	37,906	41,104	41,874	40,734
2900 EXTRA CURRICULAR ACTIVITY										
		JW EXTRA CURRICULAR ACTIVITY	21,171	26,573	21,461	21,342	21,854	15,096	21,854	22,255
		VR EXTRA CURRICULAR ACTIVITY	96,590	100,959	104,359	110,769	109,016	63,700	109,016	111,151
TOTAL BY EXTRA CURRICULAR ACTIVITY			117,761	127,532	125,820	132,111	130,870	78,796	130,870	133,406
2901 ATHLETICS										
		JW ATHLETICS	77,056	80,982	90,307	82,769	89,404	75,444	89,404	89,544
		VR ATHLETICS	452,968	441,820	451,416	466,531	456,653	372,889	473,584	464,788
TOTAL BY ATHLETICS			530,024	522,802	541,723	549,300	546,057	448,333	562,988	554,332
2903 GRADUATION EXPENSES										

Regional School District 4
 Chester – Deep River – Essex – Region 4
 Approved Budget for School Year 2017/2018

			2014-2015		2015-2016		2016-2017			2017-2018
Org	Object	Description	Original Budget	2014-2015 Actual	Original Budget	2015-2016 Actual	Original Budget	2016-2017 YTD	2016-2017 Projection	2017-2018 Approved Budget
		VR GRADUATION EXPENSES								
		TOTAL BY GRADUATION EXPENSES	9,500	10,816	9,500	10,892	9,950	1,842	9,950	9,950
		2904 NATIONAL HONOR SOCIETY								
		VR NATIONAL HONOR SOCIETY								
		TOTAL BY NATIONAL HONOR SOCIETY	2,000	2,868	2,000	2,539	2,000	725	2,000	2,000
		2906 MUSICAL PRODUCTION								
		VR MUSICAL								
		TOTAL BY MUSICAL PRODUCTION	10,000	10,000	10,000	9,554	10,000	10,000	10,000	10,000
		2905 PROJECT LEARN								
		JW PROJECT LEARN	0	0	0	0	0	0	0	0
		VR PROJECT LEARN	0	0	0	0	0	0	0	0
		TOTAL BY PROJECT LEARN	0	0	0	0	0	0	0	0
		2098 VIRTUAL HIGHSCHOOL								
		TOTAL BY VIRTUAL HIGH SCHOOL	18,000	14,050	18,000	16,225	18,000	13,475	16,500	16,500
		3000 CAFETERIA								
		JW CAFETERIA	0	0	0	0	0	0	0	0
		VR CAFETERIA	0	0	0	0	0	0	0	0
		TOTAL BY CAFETERIA	0	0	0	0	0	0	0	0
		3100 TRANSFERS OUT								
		TRANSFERS OUT-CAFETERIA	85,000	134,766	95,000	127,280	110,000	0	130,000	125,000
		TRANSFERS OUT-CAPITAL SINKING FUND	71,000	0	71,000	71,000	71,000	0	71,000	15,000
		TOTAL BY TRANSFERS OUT	156,000	134,766	166,000	198,280	181,000	0	201,000	140,000
		5100 DEBT SERVICE								
		JW DEBT SERVICE	766,750	766,750	744,250	744,250	723,930	719,610	723,930	696,510
		VR DEBT SERVICE	1,150,125	1,150,125	1,116,375	1,116,375	1,085,895	1,079,415	1,085,895	1,044,765
		TOTAL BY DEBT SERVICE	1,916,875	1,916,875	1,860,625	1,860,625	1,809,825	1,799,025	1,809,825	1,741,275
		6000 SUPV. DISTRICT BILLING								
		JW SUPV. DISTRICT BILLING	628,805	628,805	663,434	663,434	669,705	390,658	669,705	715,092
		VR SUPV. DISTRICT BILLING	943,208	943,208	995,152	995,152	1,004,555	585,986	1,004,555	1,072,639
		TOTAL BY SUPV. DISTRICT BILLING	1,572,013	1,572,013	1,658,586	1,658,586	1,674,260	976,644	1,674,260	1,787,731
		Superintendent's Staffing Recommendation								8,423
		New Requests								0
		GRAND TOTAL	18,377,431	18,526,410	19,011,458	18,772,212	19,480,374	16,821,759	19,266,287	20,063,066



Regional School District 4
 Chester – Deep River – Essex – Region 4
 Approved Budget for School Year 2017/2018

Object	Description	2014-2015 Actual	2015-2016 Original Budget	2015-2016 Actual	2016-2017 Original Budget	2016-2017 YTD Expense & Encumber	2016-2017 Projected	2017-2018 Approved Budget	Object Description
OBJECT 100 - SALARIES:									
5111	Administration	501,271	514,805	514,805	527,674	520,523	520,523	538,701	Includes salaries of the Principals and Associate Principals for the middle and high schools.
5112	Department Coordinators Salary	72,733	76,150	74,121	76,112	37,571	76,112	77,634	Contractual stipends for teachers in the Department Coordinator position.
5113	Teacher Salary	6,021,202	6,103,325	6,045,236	6,426,782	6,368,801	6,378,421	6,591,761	Contractual salaries for teachers.
5114	Secretary Salary	362,353	359,087	372,499	367,024	366,450	368,305	344,277	Salaries for secretaries
5115	Custodian Salary	587,798	651,929	616,328	633,804	625,190	631,835	660,902	Salaries for custodians and Bldg & Grounds Director
5116	Nurse Salary	99,639	101,684	98,966	103,824	100,154	103,824	106,742	Salaries for nurses.
5118	Food Service Salary	-	-	-	-	-	-	-	Subsidy for the Food Service Director's Salary.
5119	Para-Educator Salary	474,328	546,653	509,624	563,721	437,486	579,834	594,785	Wages for para-educators.
5120	Network Technician Salary	81,192	91,150	89,101	93,878	91,055	93,549	95,725	Salary for network technicians.
5121	Expert / Master Teacher Salary	-	-	-	-	-	-	-	Contractual stipends for teachers in the Expert/Master teacher position.
5123	Substitute Teacher	98,590	100,000	129,980	100,000	95,024	110,868	100,000	Daily rate of \$80 non-cert/\$85 certified for the anticipated annual number of substitute days.
5124	Substitute Secty / Para-ed / Custodian	9,747	7,000	15,835	7,000	5,470	7,000	7,000	To provide coverage for when secretaries, para-educators, and custodians are absent.
5130	Athletic Trainer Salary	33,113	33,775	34,172	34,451	42,817	42,817	35,658	Salary for athletic trainer.
5133	Coach / Mentor / Extra-Curricular	381,144	386,121	395,571	399,634	259,042	399,634	407,628	Reflects expenses for contractual stipends for mentors, team leaders, extra-curricular advisors, and athletic coaches.
5134	Secretary OT / BOE Clerk Salary	1,259	1,000	500	1,000	758	1,000	1,000	Reflects the cost of overtime for the school secretaries and the clerk for the BOE.
5135	Custodian Overtime	27,858	27,000	26,739	27,000	20,521	27,000	27,000	Covers custodians for emergency snow removal, repairs, etc
5141	Early Retirement	16,730	-	-	-	-	-	-	The District's participation in the State of CT early retirement program.
5190	Bldg Rental Reimb.	-	5,000	788	5,000	1,120	3,000	3,000	Costs associated with coverage for events when building is rented. Revenue for events will be reflected in revenue line items
5198	Supervision District Salary	768,630	812,252	812,251	812,859	474,168	812,859	876,911	Region #4's proportionate share of Supervision District Salaries
TOTAL SALARIES		9,537,587	9,816,931	9,736,516	10,179,763	9,446,152	10,156,581	10,468,724	
OBJECT 200 - EMPLOYEE BENEFITS:									
5210	Health Insurance	1,612,394	1,652,817	1,645,555	1,800,044	1,087,400	1,841,193	1,864,425	To provide contractual health insurance to employees.
5214	Life Insurance	11,365	11,405	11,493	11,504	9,377	11,504	11,417	To provide contractual life insurance to employees.
5222	MERF	139,455	162,813	136,329	155,639	119,263	149,634	151,877	Non-certified pension plan is based on expected eligible staffing.
5223	FICA/Medicare	261,823	264,228	269,658	278,785	214,614	278,785	285,861	Required by statute for all non-certified personnel and certified personnel hired after 4/1/1986.
5250	Unemployment Compensation	14,739	12,000	2,740	7,000	6,517	6,517	5,000	Estimated expense based on potential claims.
5260	Worker's Compensation	58,126	61,213	61,087	63,049	65,120	65,144	66,411	Premium payments, required by statute, for all employees.
5291	Annuities	21,471	26,580	21,569	24,580	12,884	21,080	22,680	Contractual contributions to annuity contracts for para-educators and administrators.
5298	Supervision District Fringe Benefits	240,914	252,912	252,912	267,429	155,999	267,429	294,855	Region #4's proportionate share of Supervision District Benefits
TOTAL EMPLOYEE BENEFITS		2,360,287	2,443,968	2,401,343	2,608,030	1,671,174	2,641,286	2,702,526	



Regional School District 4
 Chester – Deep River – Essex – Region 4
 Approved Budget for School Year 2017/2018

Object	Description	2014-2015 Actual	2015-2016 Original Budget	2015-2016 Actual	2016-2017 Original Budget	2016-2017 YTD Expense & Encumber	2016-2017 Projected	2017-2018 Approved Budget	Object Description
OBJECT 300 - PURCHASED & TECHNICAL SERVICES:									
5321	Purchased Services								
2410	Principals Office	1,544	3,500	2,000	3,500	2,325	3,500	2,650	To provide services for chemical waste removal.
2901	National Honor Society	2,868	2,000	2,539	2,000	725	2,000	2,000	To provide funds for the National Honor Society for purchased services
	TOTAL PURCHASED SERVICES	4,412	5,500	4,539	5,500	3,050	5,500	4,650	
5322	Professional Development								
1103	English	1,000	1,200	1,200	1,400	1,000	1,400	1,400	To provide in school programs for students at John Winthrop Middle School such as Authors & Writers, Shakespeare Workshop, and "In Our Own Voice"
1190	After School Program & Assembly Spea	10,627	10,900	9,888	10,900	7,098	10,900	9,900	To provide for assemblies and after school programs for the middle and high school students.
2120	Assembly Program (Substance Abuse)	569	800	650	800	-	800	800	Assembly speakers directly related to substance abuse prevention.
2213	Staff Training	-	-	-	-	-	-	-	To provide for staff training programs
2310	Teacher Course Reimbursement	27,278	21,480	19,028	21,480	8,879	19,480	21,480	Contractual tuition reimbursement for teachers.
	TOTAL PROFESSIONAL DEVELOPME	39,474	34,380	30,766	34,580	16,977	32,580	33,580	
5330	Other Professional Services								
1203	Homebound Instruction	61,199	56,000	32,899	38,000	47,134	56,346	38,000	To provide for homebound instruction.
1215	Special Education	157,467	127,000	139,609	108,000	90,489	91,000	78,000	To provide services and consulting for special needs students serviced in district. Also includes special education summer school and tutoring.
2134	Health	-	1,000	-	1,000	-	1,000	1,000	To provide for physical fees and includes Hep-B shots.
2135	Occ/Phys Therapy	7,262	6,515	9,150	8,442	4,665	8,442	8,442	To provide occupational/physical therapy for special needs students.
2310	Board of Education	-	-	-	-	-	-	-	To provide funds for tutorial program.
2410	Principal's Office	-	-	-	-	-	-	-	Miscellaneous services.
2901	Athletics	57,299	56,000	52,973	56,000	45,392	56,000	56,000	To provide for officials for athletic events.
2903	Graduation Expenses	-	-	507	-	-	-	-	To provide funds for costs associated with graduation.
	TOTAL OTHER PROF. SERVICES	283,227	246,515	235,138	211,442	187,680	212,788	181,442	
5340	Technical Services								
2310	Board of Education	125,162	94,300	108,536	110,500	115,914	115,914	85,500	Audit fees, legal fees, and other professional technical services.
2600	Plant Services	23,791	26,500	25,750	26,500	26,500	26,500	26,500	Security, Constables, etc. for games and school events.
	TOTAL TECHNICAL SERVICES	148,953	120,800	134,286	137,000	142,414	142,414	112,000	
5398	Supervision District Purchased Srvc	111,568	124,074	124,074	127,078	74,128	127,078	128,782	Region #4's proportionate share of Supervision District Purchased & Technical Services(Includes Professional Development for District Initiatives and support for Districts accounting and student software.
TOTAL PURCHASED SERVICES		587,634	531,269	528,803	515,600	424,249	520,360	460,454	



Regional School District 4
 Chester – Deep River – Essex – Region 4
 Approved Budget for School Year 2017/2018

Object	Description	2014-2015 Actual	2015-2016 Original Budget	2015-2016 Actual	2016-2017 Original Budget	2016-2017 YTD Expense & Encumber	2016-2017 Projected	2017-2018 Approved Budget	Object Description
OBJECT 400 - PURCHASED PROPERTY SERVICES:									
5412	Electricity	385,727	362,000	390,289	352,395	360,039	360,039	356,658	To provide electrical energy to the school.
5422	Snow Plowing	35,109	24,000	15,319	24,000	23,663	23,662	24,000	To provide for contracted snow plowing services for the schools.
5430	Repairs & Maintenance								
1101	Art	-	-	-	-	-	-	-	To provide repairs and maintenance for the departments equipment.
1103	English	-	-	-	-	-	-	-	To provide repairs and maintenance for the departments equipment.
1104	World Languages	-	-	-	-	-	-	-	To provide repairs and maintenance for the departments equipment.
1105	Life Management	-	250	250	250	-	250	250	To provide repairs and maintenance for the departments equipment.
1106	Technical Education	2,233	3,000	5,248	3,000	1,763	3,000	3,000	To provide repairs and maintenance for the departments equipment.
1108	Math	-	-	-	-	-	-	-	To provide repairs and maintenance for the departments equipment.
1109	Music	1,159	1,000	1,630	1,000	1,195	1,000	1,000	To provide repairs and maintenance for the departments equipment.
1112	Science	-	1,000	365	1,000	-	1,000	1,000	To provide repairs and maintenance for the departments equipment.
1113	Social Studies	-	-	-	-	-	-	-	To provide repairs and maintenance for the departments equipment.
1207	Technology	4,404	2,500	2,519	3,000	3,024	3,000	3,000	To provide repairs and maintenance for the departments equipment.
2222	Library	1,333	-	-	-	-	-	-	To provide repairs and maintenance for the departments equipment.
2410	Principal's Office	12,890	20,000	14,002	20,000	10,075	17,000	17,000	General repairs & maintenance which includes maintenance on copiers, general office equipment, instructional computers, TV's, book rebinding, etc.
2600	Plant Operations	294,525	341,269	282,523	369,269	325,534	366,768	339,269	To provide repairs and maintenance contracts for general building maintenance, building safety(fire & security), communications system, heating systems, plumbing, and grounds upkeep.
2901	Athletics	13,419	20,000	17,677	20,000	14,500	20,000	20,000	To provide repairs and maintenance for the departments equipment.
	TOTAL REPAIRS & MAINTENANCE	329,963	389,019	324,214	417,519	356,090	412,018	384,519	
5440	Rentals								
1190	Copiers	48,787	42,500	49,768	43,500	65,561	46,500	43,500	Copier Lease
1207	Technology Lease	196,862	217,137	198,935	205,971	119,965	202,065	205,971	Technology Lease Program
2410	Principal's Office	2,352	3,000	2,567	3,000	2,156	3,000	3,000	Mail Machine
2600	Plant Operations	2,194	3,000	698	2,900	3,085	2,900	2,900	Rental equipment for plant operations
2903	Graduation	4,823	5,000	4,505	5,000	-	5,000	5,000	Rentals for Valley Regional Graduation
	TOTAL RENTALS	255,018	270,637	256,473	260,371	190,767	259,465	260,371	
5498	Supervision District Purchased Prop Srv	12,976	13,491	13,491	13,542	7,897	13,542	14,133	Region #4's proportionate share of Supervision District Property Services
TOTAL PURCHASED PROPERTY SERVICES		1,018,793	1,059,147	999,786	1,067,827	938,456	1,068,726	1,039,681	



Regional School District 4
 Chester – Deep River – Essex – Region 4
 Approved Budget for School Year 2017/2018

Object	Description	2014-2015 Actual	2015-2016 Original Budget	2015-2016 Actual	2016-2017 Original Budget	2016-2017 YTD Expense & Encumber	2016-2017 Projected	2017-2018 Approved Budget	Object Description
OBJECT 500 - OTHER PURCHASED SERVICES:									
5510	Transportation Voc Ed	60,765	70,124	66,248	67,526	49,500	49,500	52,941	The cost of transportation to Vinal and Vo Ag in Middletown.
5511	Out-of-District Transportation	215,761	259,363	281,404	315,738	235,301	240,458	351,982	The estimated cost of transportation for out-of-district Special Education placements.
5515	Field Trips	11,342	10,000	15,623	10,200	11,589	12,000	10,000	Cost of field trips for the middle and high school programs.
5516	Athletic Transportation	49,805	52,000	62,855	50,000	50,000	52,000	53,260	Athletic team travel for away games and events.
5517	Late Bus	29,446	29,176	31,306	29,906	29,906	32,074	32,734	To provide transportation for students involved in after school activities.
5520	Comprehensive Insurance	111,855	111,098	110,390	114,431	111,469	111,848	114,850	Premium payments for Property and Liability Insurance as well as Scholastic Sports insurance.
5530	Communications	8,633	9,000	8,770	9,000	11,570	11,570	9,000	Cost of telephones for business, internet service is provided by the State at no cost.
5540	Advertising	48	1,000	549	500	731	731	500	Primarily employment advertising.
5560	Magnet & VoAg Tuition	64,207	78,400	99,787	94,244	94,129	94,129	94,244	Tuition Magnet & VoAg school students
5561	Out-of-District Tuition	1,253,800	1,311,126	1,202,101	1,221,868	1,061,014	1,061,835	1,604,299	Expected tuition for out-of-district special education placements, Summer School, and adult education.
5580	Travel & Conference	12,172	19,100	19,631	19,100	8,926	19,100	19,100	Each Board of Education is required to maintain a 5-year staff development plan with the State of Connecticut and must commit local dollars toward the effort. These funds provide outside consultants, instructors, in-service training, travel and conferences.
5598	Supervision District Other Purch Service	355,053	381,836	381,837	392,457	228,932	392,457	408,832	Region #4's proportionate share of Supervision District Purchased Services
TOTAL OTHER PURCHASED SERVICES		2,172,887	2,332,223	2,280,501	2,324,970	1,893,068	2,077,702	2,751,742	
OBJECT 600 - SUPPLIES:									
5610	General Supplies	65,657	58,815	66,050	65,630	50,975	65,630	65,630	To provide funds for the general office supply needs for administrative offices and other non-instructional programs in the schools
5611	Instructional Supplies								
1101	Art	18,147	17,960	17,860	19,900	19,704	19,900	19,900	To provide for all consumable materials necessary to conduct the departments program.
1102	Business	2,733	3,000	3,019	4,521	4,055	4,521	4,521	To provide for all consumable materials necessary to conduct the departments program.
1103	English	1,493	2,100	2,080	2,200	1,092	2,200	2,200	To provide for all consumable materials necessary to conduct the departments program.
1104	World Languages	779	600	498	1,330	822	1,330	1,280	To provide for all consumable materials necessary to conduct the departments program.
1105	Life Management	7,779	9,300	9,291	9,300	6,570	9,300	9,300	To provide for all consumable materials necessary to conduct the departments program.
1106	Technical Education	17,836	22,200	21,586	22,700	22,034	22,700	22,700	To provide for all consumable materials necessary to conduct the departments program.
1108	Math	6,074	8,950	7,137	12,826	6,201	12,826	6,461	To provide for all consumable materials necessary to conduct the departments program.
1109	Music	5,241	5,100	5,078	6,410	4,569	6,410	6,510	To provide for all consumable materials necessary to conduct the departments program.
1110	Physical Ed/Health	799	1,700	1,542	1,700	540	1,700	1,700	To provide for all consumable materials necessary to conduct the departments program.
1111	Reading	2,972	3,100	2,332	3,100	2,077	3,100	3,100	To provide for all consumable materials necessary to conduct the departments program.



Regional School District 4
 Chester – Deep River – Essex – Region 4
 Approved Budget for School Year 2017/2018

Object	Description	2014-2015 Actual	2015-2016 Original Budget	2015-2016 Actual	2016-2017 Original Budget	2016-2017 YTD Expense & Encumber	2016-2017 Projected	2017-2018 Approved Budget	Object Description
1112	Science	5,089	12,873	11,677	13,404	8,835	13,404	12,100	To provide for all consumable materials necessary to conduct the departments program.
1113	Social Studies	446	1,200	908	1,423	633	1,423	1,010	To provide for all consumable materials necessary to conduct the departments program.
1114	Computer Education	1,363	1,350	1,346	1,350	1,350	1,350	1,400	To provide for all consumable materials necessary to conduct the departments program.
1190	Other Education	27,334	38,360	29,078	35,360	32,736	35,360	31,660	To provide for all consumable materials necessary to conduct the departments program.
1207	Technology Services	21,192	24,208	24,128	24,208	20,266	24,208	24,208	To provide for all consumable materials necessary to conduct the departments program.
1210	Gifted & Talented	1,465	2,500	2,267	3,000	1,248	3,000	3,000	To provide for all consumable materials necessary to conduct the departments program.
1215	Special Education	3,423	12,140	11,700	11,000	8,745	11,000	10,740	To provide for all consumable materials necessary to conduct the departments program.
1220	Social Development	324	1,500	1,288	1,500	1,292	1,500	1,500	To provide for all consumable materials necessary to conduct the departments program.
2113	Social Worker	-	100	-	200	-	200	200	To provide for all consumable materials necessary to conduct the departments program.
2120	Guidance & Testing	7,197	9,700	10,776	10,000	1,224	10,000	11,000	To provide for all consumable materials necessary to conduct the departments program.
2134	Health	502	200	125	200	785	200	130	To provide for all consumable materials necessary to conduct the departments program.
2222	Library	6,424	8,100	6,734	7,950	6,716	7,950	7,950	To provide for all consumable materials necessary to conduct the departments program.
2223	Audio Visual/Tech Services	1,862	7,250	6,930	7,490	6,716	7,490	7,760	To provide for all consumable materials necessary to conduct the departments program. Includes supplies for TV studio.
2410	Principal's Office	1,893	2,400	1,669	2,400	1,114	2,400	2,400	To provide for all consumable materials necessary to conduct the departments program.
2901	Athletics	39,236	47,000	47,562	42,000	39,852	42,000	37,700	To provide for all consumable materials necessary to conduct the departments program.
	TOTAL INSTRUCTIONAL SUPPLIES	181,603	242,891	226,611	245,472	199,178	245,472	230,430	
5613	Maintenance Supplies	35,528	44,000	36,469	42,000	39,717	42,000	40,500	Maintenance and custodial supplies for the middle and high school, includes waxes, cleaners, etc.
5623	Bottled Gas	709	1,000	3	1,000	300	500	500	Bottled gas for the high school.
5624	Heating Fuel	259,658	204,000	196,382	164,000	164,000	164,000	159,200	Based on expected fuel oil consumption of 30,000 gal. @ JW & 50,000 @ VR @ \$1.99 per gallon.
5626	Gasoline	1,993	3,000	1,276	3,000	-	1,500	1,500	Gasoline for equipment.
5641	Textbooks & Workbooks								
1101	Art	-	100	72	500	395	500	600	Purchase of new and replacement textbooks and supporting materials for instruction for the department's program.
1102	Business	1,500	1,500	1,528	1,500	-	1,500	4,859	Purchase of new and replacement textbooks and supporting materials for instruction for the department's program.
1103	English	4,508	5,518	5,084	5,973	5,118	5,973	7,873	Purchase of new and replacement textbooks and supporting materials for instruction for the department's program.
1104	World Languages	273	1,500	1,191	1,379	879	1,379	879	Purchase of new and replacement textbooks and supporting materials for instruction for the department's program.
1105	Life Management	40	-	-	200	-	200	200	Purchase of new and replacement textbooks and supporting materials for instruction for the department's program.



Regional School District 4
 Chester – Deep River – Essex – Region 4
 Approved Budget for School Year 2017/2018

Object	Description	2014-2015 Actual	2015-2016 Original Budget	2015-2016 Actual	2016-2017 Original Budget	2016-2017 YTD Expense & Encumber	2016-2017 Projected	2017-2018 Approved Budget	Object Description
1106	Technical Education	1,029	1,500	1,500	1,500	1,234	1,500	1,800	Purchase of new and replacement textbooks and supporting materials for instruction for the department's program.
1108	Math	8,066	10,900	11,062	18,889	18,096	18,889	10,690	Purchase of new and replacement textbooks and supporting materials for instruction for the department's program.
1109	Music	853	1,190	1,445	1,190	884	1,190	1,600	Purchase of new and replacement textbooks and supporting materials for instruction for the department's program.
1110	Phys Ed. (Health Texts)	-	-	-	-	-	-	-	Purchase of new and replacement textbooks and supporting materials for instruction for the department's program.
1112	Science	3,543	2,150	2,150	3,232	1,265	3,232	5,112	Purchase of new and replacement textbooks and supporting materials for instruction for the department's program.
1113	Social Studies	1,650	5,150	5,292	4,922	4,877	4,922	6,743	Purchase of new and replacement textbooks and supporting materials for instruction for the department's program.
1114	Computer Education	-	-	-	-	-	-	-	Purchase of new and replacement textbooks and supporting materials for instruction for the department's program.
1190	Summer Reading	3,710	5,000	5,158	5,000	-	5,000	5,000	Purchase of new and replacement textbooks and supporting materials for instruction for the department's program.
1210	Gifted & Talented	540	1,000	818	500	-	500	500	Purchase of new and replacement textbooks and supporting materials for instruction for the department's program.
1215	Special Education	299	3,000	3,906	3,000	1,115	3,000	3,000	Purchase of new and replacement textbooks and supporting materials for instruction for the department's program.
2120	Guidance	621	1,200	592	1,200	759	1,200	1,150	Purchase of new and replacement textbooks and supporting materials for instruction for the department's program.
2134	Health	-	-	-	-	-	-	-	Purchase of new and replacement textbooks and supporting materials for instruction for the department's program.
2222	Library	-	-	-	-	-	-	-	Purchase of new and replacement textbooks and supporting materials for instruction for the department's program.
	TOTAL TEXTBOOKS & WORKBOOKS	26,632	39,708	39,798	48,985	34,621	48,985	50,006	
5642	Library & Professional Books	13,990	21,500	20,367	21,500	21,385	21,500	21,500	New and replacement books, magazines and professional materials
5698	Supervision District Supplies	78,417	69,390	69,390	56,252	32,812	56,252	59,585	Region #4's proportionate share of Supervision District Supplies
	TOTAL SUPPLIES	664,187	684,304	656,346	647,839	542,987	645,839	628,851	
OBJECT 700 - PROPERTY:									
5730	Equipment								
1101	Art	-	-	-	2,062	1,998	2,062	-	Purchase of new and replacement equipment and furniture for the art department.
1103	English	-	-	-	-	-	-	-	Purchase of new and replacement equipment and furniture for the english department.
1104	World Languages	-	-	-	-	-	-	-	Purchase of new and replacement equipment and furniture for the foreign language department.
1105	Life Management	-	-	-	-	-	-	-	Purchase of new and replacement equipment and furniture for the life management program.
1106	Technical Education	-	-	-	11,425	8,259	11,425	-	Purchase of new and replacement equipment and furniture for the tech ed. department.
1108	Math	-	-	-	-	-	-	-	Purchase of new and replacement equipment and furniture for the math department.
1109	Music	-	-	-	4,309	4,309	4,309	-	Purchase of new and replacement equipment and furniture for the music department.



Regional School District 4
 Chester – Deep River – Essex – Region 4
 Approved Budget for School Year 2017/2018

Object	Description	2014-2015 Actual	2015-2016 Original Budget	2015-2016 Actual	2016-2017 Original Budget	2016-2017 YTD Expense & Encumber	2016-2017 Projected	2017-2018 Approved Budget	Object Description
1110	Phys Ed. (Health Texts)	-	-	-	-	-	-	-	Purchase of new and replacement equipment and furniture for the physical ed. department.
1112	Science	-	-	-	4,324	2,650	4,324	-	Purchase of new and replacement equipment and furniture for the science department.
1113	Social Studies	-	-	-	-	-	-	-	Purchase of new and replacement equipment and furniture for the social studies department.
1215	Special Education	-	-	-	-	-	-	-	Purchase of new and replacement equipment and furniture for the special education department.
2120	Guidance	-	-	-	-	-	-	-	Purchase of new and replacement equipment and furniture for the guidance department.
2134	Health	-	-	-	-	-	-	-	Purchase of new and replacement equipment and furniture for the health office.
2222	Library	-	-	-	-	-	-	-	Purchase of new and replacement equipment and furniture for the library.
2410	Principal's Office	-	-	-	-	-	-	-	Purchase of new and replacement equipment and furniture for the general building needs.
2600	Plant Operations	40,030	30,000	28,901	30,000	10,115	30,000	30,000	Purchase of new and replacement equipment and furniture for classrooms and plant operations.
2901	Athletics	-	-	-	-	-	-	-	Purchase of new and replacement equipment and furniture for the athletic department.
	TOTAL EQUIPMENT	40,030	30,000	28,901	52,120	27,331	52,120	30,000	
5798	Supervision District Equipment	-	-	-	-	-	-	-	Region #4's proportionate share of Supervision District Equipment
TOTAL EQUIPMENT		40,030	30,000	28,901	52,120	27,331	52,120	30,000	
OBJECT 800 - OTHER OBJECTS:									
5810	Dues & Fees								
1101	Art	500	350	350	620	535	620	620	To provide for school dues and program registration fees.
1102	Business	-	-	-	-	-	-	-	To provide for school dues and program registration fees.
1103	English	-	-	-	365	-	365	365	To provide for school dues and program registration fees.
1104	World Languages	-	500	288	500	235	500	500	To provide for school dues and program registration fees.
1106	Technical Education	-	-	-	375	375	-	375	To provide for school dues and program registration fees.
1108	Math	-	-	-	-	-	-	-	To provide for school dues and program registration fees.
1109	Music	6,721	5,500	5,931	6,450	3,897	6,450	6,450	To provide for school dues and program registration fees.
1112	Science	-	-	-	-	-	-	-	To provide for school dues and program registration fees.
1113	Social Studies	-	-	-	492	-	-	492	To provide for school dues and program registration fees.
1210	Gifted & Talented	1,280	1,000	1,000	1,000	1,399	1,969	1,000	To provide for school dues and program registration fees.
1215	Special Education	-	350	-	350	-	350	350	To provide for school dues and program registration fees.
2113	Social Work	-	-	-	-	-	-	-	To provide for school dues and program registration fees.
2120	Guidance	425	585	690	735	665	735	735	To provide for school dues and program registration fees.
2134	Health	-	-	-	-	-	-	-	To provide for school dues and program registration fees.
2222	Library	22,276	16,000	15,390	18,092	16,500	18,092	17,592	To provide for school dues and program registration fees.
2310	BOE	9,570	4,726	-	4,726	4,844	4,788	4,726	To provide for school dues and program registration fees.
2410	Principals Office	18,531	19,330	20,180	19,330	20,236	20,114	19,330	To provide for school dues and program registration fees.
2600	Plant Operations	-	1,012	1,020	1,012	300	1,012	1,012	To provide for school dues and program registration fees.
2901	Athletics	15,556	15,007	15,406	16,710	14,157	16,710	16,710	To provide for school dues and program registration fees.
2908	Virtual High School	14,050	18,000	16,225	18,000	13,475	16,500	16,500	To provide for fees for Virtual High School program.
2905	Project Learn	-	-	-	-	-	-	-	To provide for school dues and program registration fees.



Regional School District 4
 Chester – Deep River – Essex – Region 4
 Approved Budget for School Year 2017/2018

Object	Description	2014-2015 Actual	2015-2016 Original Budget	2015-2016 Actual	2016-2017 Original Budget	2016-2017 YTD Expense & Encumber	2016-2017 Projected	2017-2018 Approved Budget	Object Description
	TOTAL DUES & FEES	88,909	82,360	76,480	88,757	76,618	88,205	86,757	
5834	Note & Bond Issuance Costs	-	-	-	-	-	-	-	To provide for Note & Bond Issuance Costs for Region 4 projects.
5930	Transfers Out								
3100	Cafeteria Subsidy	134,766	95,000	127,280	110,000	-	130,000	125,000	Funding of the cafeteria program
3200	Capital Sinking Fund	-	71,000	71,000	71,000	-	71,000	15,000	Funding of the capital sinking fund contribution
	TOTAL TRANSFERS OUT	134,766	166,000	198,280	181,000	-	201,000	140,000	
5898	Supervision District Other Objects	4,455	4,631	4,631	4,643	2,708	4,643	4,633	Region #4's proportionate share of Supervision District
	TOTAL OTHER OBJECTS	228,130	252,991	279,391	274,400	79,326	293,848	231,390	
	TOTAL	16,609,535	17,150,833	16,911,587	17,670,549	15,022,742	17,456,462	18,313,368	3.30%
	Superintendent's Staffing Recommendation							8,423	0.04% See Page 11
	New Requests							0	0.00% See Page 12
	GRAND TOTAL	16,609,535	17,150,833	16,911,587	17,670,549	15,022,742	17,456,462	18,321,791	3.34%
	Debt Service	1,916,875	1,860,625	1,860,625	1,809,825	1,799,025	1,809,825	1,741,275	-0.35%
	Total Expenditures	18,526,410	19,011,458	18,772,212	19,480,374	16,821,767	19,266,287	20,063,066	2.99%
	Revenues	499,777	531,541	449,340	438,652	209,526	349,668	500,338	0.32% See Page 27
	Net Billings to Town	18,026,633	18,479,917	18,322,872	19,041,722	16,612,241	18,916,619	19,562,728	2.74%



Regional School District 4
 Chester – Deep River – Essex – Region 4
 Approved Budget for School Year 2017/2018

REVENUE

Revenue Source	Actual 2014-2015	Budget 2015-2016	Actual 2015-2016	Budget 2016-2017	Projected 2016-2017	Estimated 2017-2018	\$\$\$ Change
INTERGOVERNMENTAL	451,170	476,241	406,021	388,352	304,438	455,108	66,756
INTEREST INCOME	230	300	230	300	230	230	(70)
MISCELLANEOUS INCOME	48,377	55,000	43,089	50,000	45,000	45,000	(5,000)
Total Revenue	499,777	531,541	449,340	438,652	349,668	500,338	61,686
Total Reduction Of Billings	499,777	531,541	449,340	438,652	349,668	500,338	61,686



JWMS STAFFING ANALYSIS

		<u>16-17 Actual</u>	<u>17-18 Approved</u>	<u>Adjustments</u>
REGION 4 FUNDED				
<u>Position</u>	<u>Description</u>			
	Administration (Principal, 10mo)			
5111	Associate Principal)	1.8	1.8	0.0
5113	Teachers			
	Art	1.0	1.0	0.0
	English/Language Arts	5.0	5.0	0.0
	Foreign Languages	2.0	2.0	0.0
	Life Management	1.0	1.0	0.0
	Technical Education	1.0	1.0	0.0
	Mathematics	4.0	4.0	0.0
	Music	1.0	1.0	0.0
	Physical Education	2.0	2.0	0.0
	Science	4.0	4.0	0.0
	Social Studies	4.0	4.0	0.0
	Computer Education	1.0	1.0	0.0
	Special Education	5.0	5.0	0.0
	Social Worker	0.4	0.4	0.0
	Psychologist	1.0	1.0	0.0
	Speech Pathologist	0.4	0.4	0.0
	Guidance	2.0	2.0	0.0
	Library Media Specialist	1.0	1.0	0.0
	Total Teachers	35.8	35.8	0.0
5114	Secretaries	2.0	2.0	0.0
	Custodians/Maintenance			
5115	(4 FT, 2 Shared with VR, 2 PT)	5.25	5.25	0.0
5116	Nurse	1.0	1.0	0.0
5119	Para-educators / Teacher Assistant			
	Special Education	10.0	8.0	-2.0
	Regular Education	0.0	0.0	0.0
	Library	1.0	1.0	0.0
	Total Para-educators/Teacher Asst	11.0	9.0	-2.0
5120	Network Technicians	1.0	1.0	0.0
	TOTAL LOCAL FUNDED	57.85	55.85	-2.00
GRANT FUNDED				
<u>Position</u>	<u>Description</u>			
5119	Para-educators / Teacher Assistant			
	Special Education	1.0	1.0	0.0
	Tutorial - Remedial Math & Reading	1.5	1.5	0.0
	TOTAL GRANT FUNDED	2.5	2.5	0.0
SUPERVISION FUNDED				
<u>Position</u>	<u>Description</u>			
5113	Teachers			
	Gifted & Talented	0.40	0.40	0.00
	Psychologist	0.30	0.30	0.00
	Occupational Therapist	0.20	0.20	0.00
	Speech Pathologist	0.00	0.00	0.00
	TOTAL SUPERVISION FUNDED	0.90	0.90	0.00



VRHS STAFFING ANALYSIS

		<u>16-17 Actual</u>	<u>17-18 Approved</u>	<u>Adjustments</u>
REGION 4 FUNDED				
Position	Description			
5111	Administration	2.00	2.00	0.00
5113	Teachers			
	Art	2.00	2.00	0.00
	Business	2.00	2.00	0.00
	English/Language Arts	7.00	7.00	0.00
	Foreign Languages	4.00	4.00	0.00
	Life Management	0.50	0.50	0.00
	Technical Education	3.00	3.00	0.00
	Mathematics	6.00	6.00	0.00
	Music	2.00	2.00	0.00
	Physical Education	2.50	2.50	0.00
	Science	6.00	6.00	0.00
	Social Studies (5 FT, 1PT)	5.50	5.50	0.00
	Special Education	7.00	7.00	0.00
	Social Worker	1.00	1.00	0.00
	Speech Pathologist	0.60	0.60	0.00
	Guidance	3.00	3.00	0.00
	Health	1.00	1.00	0.00
	Library Media Specialist	1.00	1.00	0.00
	Total Teachers	54.10	54.10	0.00
	Secretaries			
5114	(1 - 12 Month, 4 - 10 Month, 1 PT)	5.20	4.60	-0.60
	Custodians/Maintenance			
5115	(4 FT, 2 Shared with JW, 3 PT)	6.25	6.25	0.00
5116	Nurse	1.00	1.00	0.00
5119	Para-educators / Teacher Assistant			
	Special Education	10.00	12.00	2.00
	Regular Education	0.00	0.00	0.00
	Security	2.00	2.00	0.00
	Library	1.00	1.00	0.00
	Total Para-educators/Teacher Asst	13.00	15.00	2.00
5120	Network Technicians	1.00	1.00	0.00
	TOTAL LOCAL FUNDED	82.55	83.95	1.40
GRANT FUNDED				
Position	Description			
5119	Para-educators / Teacher Assistant			
	Special Education	1.00	1.00	0.00
	Tutorial - Remedial Reading	0.50	0.50	0.00
	TOTAL GRANT FUNDED	1.50	1.50	0.00
SUPERVISION FUNDED				
Position	Description			
5113	Teachers			
	Gifted & Talented	0.40	0.40	0.00
	Psychologist	0.30	0.30	0.00
	Speech Pathologist	0.00	0.00	0.00
	TOTAL SUPERVISION FUNDED	0.70	0.70	0.00

**Regional School District #4
Chester - Deep River - Essex - Region 4
Approved Budget for School Year 2017/2018**

RECAP

EXPENSES:

Object Category	Object Description	Original Budget 2016-17	Approved Budget 2017-18	\$\$\$ Change	%% Change
100	Salaries	\$10,179,763	\$10,468,724	\$288,961	2.84%
200	Employee Benefits	2,608,030	2,702,526	\$94,496	3.62%
300	Purchased Services	515,600	460,454	-\$55,146	-10.70%
400	Purchased Property Services	1,067,827	1,039,681	-\$28,146	-2.64%
500	Other Purchased Services	2,324,970	2,751,742	\$426,772	18.36%
600	Supplies	647,839	628,851	-\$18,988	-2.93%
700	Property	52,120	30,000	-\$22,120	-42.44%
800	Other Objects	274,400	231,390	-\$43,010	-15.67%
TOTAL		\$17,670,549	\$18,313,368	\$642,819	3.64%
Superintendent's Staffing Recommendation			8,423		
New Requests			0		
GROSS EXPENSES (1)		\$17,670,549	\$18,321,791	\$651,242	3.69%

REVENUE:

Anticipated Revenue	438,652 *	500,338 *	\$61,686	
Total Revenue	438,652	500,338	\$61,686	14.06%

NET EXPENSES (Gross Expenses less Revenue)	\$17,231,897	\$17,821,453	\$589,556	3.42%
---	---------------------	---------------------	------------------	--------------

DEBT SERVICE:

830	Interest Payments	359,825	311,275	-\$48,550	
910	Principal Reduction	1,450,000	1,430,000	-\$20,000	
TOTAL DEBT SERVICE (2)		1,809,825	1,741,275	-\$68,550	-3.79%
TOTAL GROSS EXPENSES To Be Adopted		\$19,480,374	\$20,063,066	\$582,692	2.99%

TOTAL NET BILLINGS TO TOWNS	\$19,041,722	\$19,562,728	\$521,006	2.74%
------------------------------------	---------------------	---------------------	------------------	--------------

TOTAL FUNDING REQUIRED OF TOWNS:

	TOWN'S SHARE OF ADM*				2016 - 2017	2017 - 2018	2016 - 2017	2017 - 2018
	Stdnts	%%	Stdnts	%%				
CHESTER	216	22.83%	211	21.78%	4,347,225	4,260,762	-86,463	-1.99%
DEEP RIVER	310	32.77%	326	33.64%	6,239,972	6,580,902	340,930	5.46%
ESSEX	420	44.40%	432	44.58%	8,454,525	8,721,064	266,539	3.15%
TOTAL	946	100.00%	969	100.00%	19,041,722	19,562,728	521,006	2.74%

* ADM = Average Daily Membership (Town's Share Of Total Region #4 Student Population As Of October 1 Of The Previous Year).

(1) Includes Region #4s Net Share Of Supervision District Expenses:

	2016-17	2017-18	Change
	\$	\$	%
	1,674,260	1,787,731	113,471 6.78%

(2) 2017-18 Debt Service Payments (INCLUDED in TOTAL FUNDING REQUIRED OF TOWNS above):

	2017-18 Debt Service Expense			2016-17 Total Debt Svc.	2017-18 Change	
	Interest	Principal	Total		\$\$\$	%
CHESTER	67,796	311,454	379,250	413,183	-33,933	-8.21%
DEEP RIVER	104,713	481,052	585,765	593,080	-7,315	-1.23%
ESSEX	138,766	637,494	776,260	803,562	-27,302	-3.40%
TOTAL *	311,275	1,430,000	1,741,275	1,809,825	-68,550	-3.79%